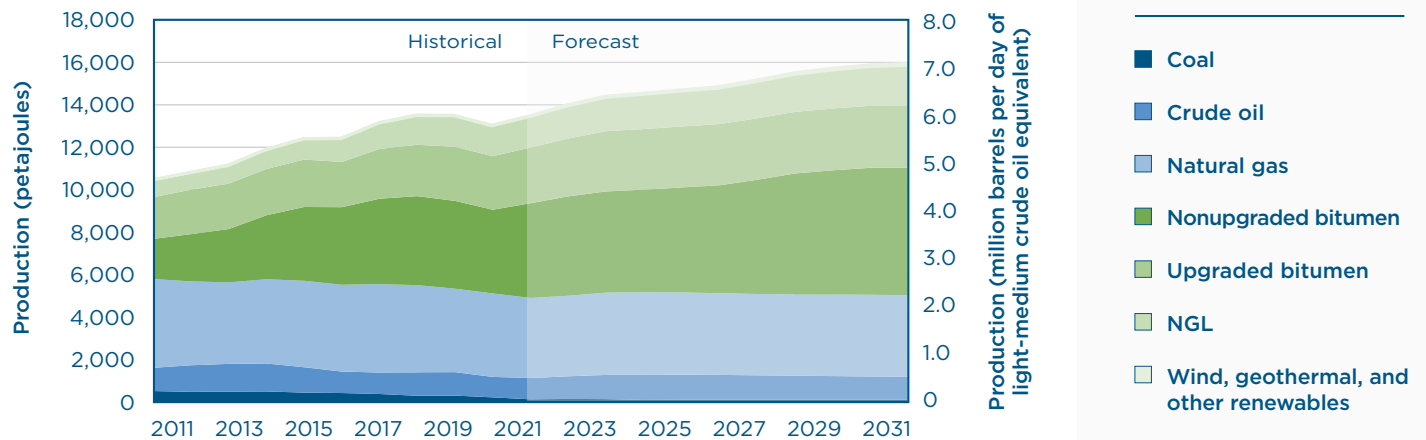


HIGHLIGHTS


Alberta Energy Outlook 2022

ENERGY PRODUCTION FORECAST

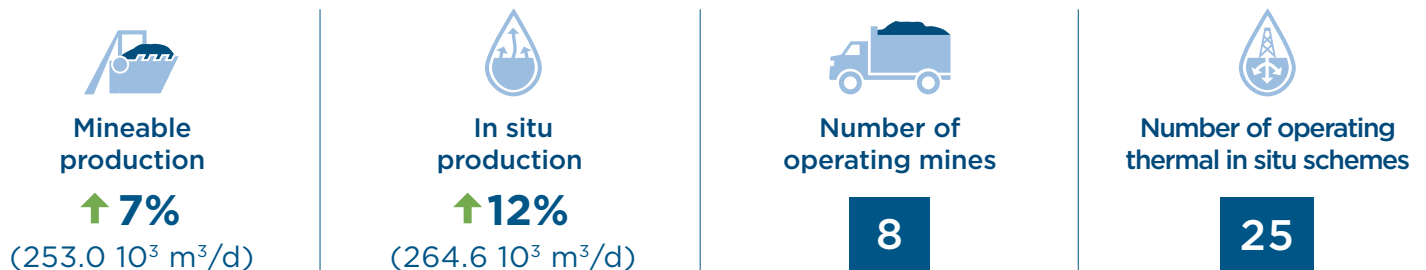


2021 NUMBERS

CAPITAL EXPENDITURES



CRUDE BITUMEN



CRUDE OIL



Total crude oil production

↑ **3%**

(69.6 10³ m³/d)



Wells placed on production

↑ **66%**

(1765)




WTI crude oil price

↑ **73%**

(US \$67.68/bbl)

Deliveries of total oil (including bitumen)



17%

■ Removals from Alberta
■ Remains in Alberta

NATURAL GAS



Marketable gas production

↓ **4%**

(276.7 10⁶ m³/d)



Wells placed on production

↑ **34%**

(789)

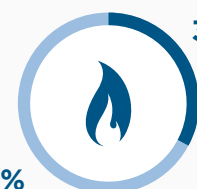


AECO-C natural gas price

↑ **60%**

(Cdn \$3.37/GJ)

Deliveries of gas



67%

■ Removals from Alberta
■ Remains in Alberta

NATURAL GAS LIQUIDS



Ethane

↓ **6%**

(33.9 10³ m³/d)



Propane

↑ **5%**

(36.3 10³ m³/d)



Butane

↑ **4%**

(21.7 10³ m³/d)



Pentanes plus

↑ **3%**

(54.9 10³ m³/d)

COAL



Subbituminous coal production

↓ **36%**

(5.0 10⁶ t)



Bituminous coal production

↓ **22%**

(5.1 10⁶ t)

Where bituminous coal is delivered

