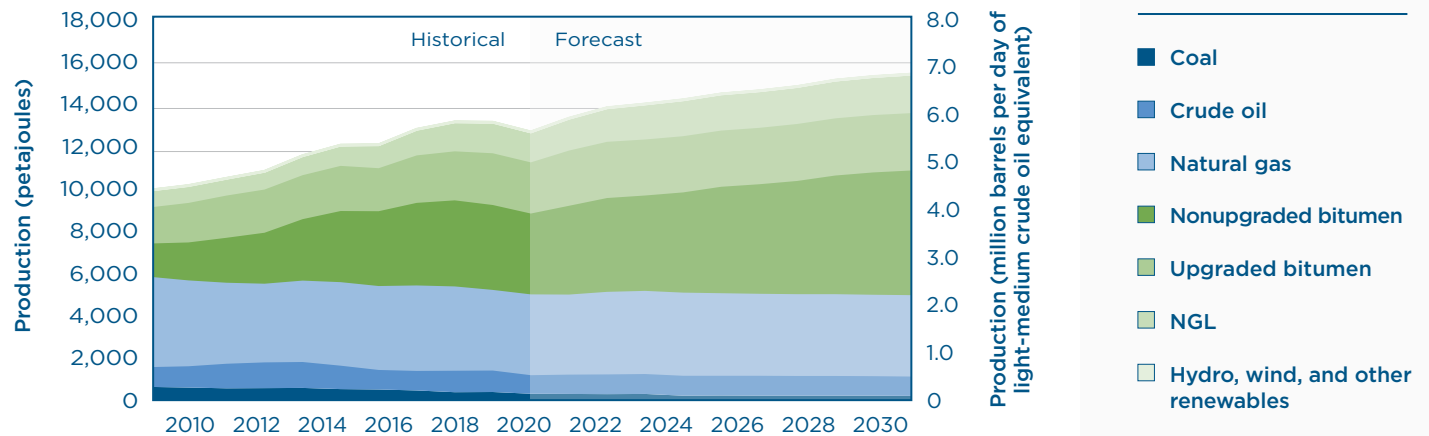


HIGHLIGHTS


Alberta Energy Outlook 2021

ENERGY PRODUCTION FORECAST



2020 NUMBERS

CAPITAL EXPENDITURES



CRUDE BITUMEN



CRUDE OIL



Total crude oil production
 ↓ **12%**
 (67.4 10³ m³/d)




Wells placed on production
 ↓ **39%**
 (1061)



WTI crude oil price
 ↓ **31%**
 (US \$39.23/bbl)

Deliveries of total oil (including bitumen)



■ Removals from Alberta
 ■ Remains in Alberta

NATURAL GAS



Marketable gas production
 0%
 (288 10⁶ m³/d)

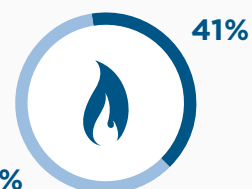


Wells placed on production
 ↓ **20%**
 (591)



AECO-C natural gas price
 ↑ **29%**
 (Cdn \$2.07/GJ)

Deliveries of gas



■ Removals from Alberta
 ■ Remains in Alberta

NATURAL GAS LIQUIDS



Ethane
 0%
 (36 10³ m³/d)



Propane
 ↓ **5%**
 (34 10³ m³/d)



Butane
 0%
 (21 10³ m³/d)



Pentanes plus
 ↓ **2%**
 (53 10³ m³/d)

COAL



Subbituminous coal production
 ↓ **39%**
 (8 10⁶ t)



Bituminous coal production
 ↑ **2%**
 (7 10⁶ t)

Where bituminous coal is delivered

